Centaur®
HTP® FENCING SYSTEMS
The Horse-Friendly Fence®

# Horse-Friendly Forum

It's flexible!

PREMIERE EDITION 2008

## Horse Death Inspires Innovative Idea

### The History of Centaur HTP® Fencing

Centaur owner and founder Edward S. Robbins III, at the young age of 76, continues to be an active polo player and great enthusiast of the sport. He's also ridden cutting horses, fox hunted, and has spent a significant portion of his life involved with nearly every full-speed equestrian sport imaginable.

**Ed Robbins enjoys playing polo on his Centaur Test Farm in Muscle Shoals, Alabama.**

In 1980, Ed was visiting with a friend who had just purchased a large farm. It was there that Ed witnessed his friend's best horse mangle himself horribly on the wood fence that surrounded the property. Sadly, Ed also witnessed the horse being put down as a result of the injuries sustained from that fence accident.

As an experienced equestrian, Ed had long been aware of the potential hazards created by "traditional" wood and wire fencing. After the tragedy, he vowed to create a fence that would provide a safer containment solution for horses.

Using his entrepreneurial experience (Ed founded a successful plastics and polymer company in 1967), Ed began developing a new type of low-maintenance fence that would provide safe containment and be aesthetically pleasing. Backed by a series of material and installation patents, Centaur HTP Fencing Systems was established in 1987.

Today at Centaur HTP Fencing Systems, Ed Robbins and his team continue a tradition of innovation. Centaur designers incorporate the latest developments in materials and technology to expand and update the Centaur line, providing you with the safest, most durable and economical horse fencing available.

### What Breed is a Polo Pony?

Although they are not recognized as a distinct breed, polo ponies are truly unique horses that combine the traits of a number of breeds. Next to a player's skills, the polo pony is the most important factor in polo.

The English have documented the breeding of polo ponies since 1893. A small Thoroughbred stallion named Rosewater holds the title of "foundation sire" for most English polo ponies.

In the early days of polo history the height of the mounts used for polo were restricted to pony size and thus the term "polo pony" developed. The average size of a polo pony used today is about 15-15.3 hands tall.

The most common breeds used for polo today in the United States are the Thoroughbred and Quarter Horse, although any athletic horse of any breed can become a good polo mount. Polo ponies are also imported annually from countries around the world including Argentina, England, New Zealand and Mexico to name just a few. The breed of polo pony used for each player depends on that player's personal preference and skill level.

## Square vs. Round Posts

by Shane Ward, Centaur Installation Manager

In history we have the opposing Hatfields and McCoys. In the world of fence posts, it's square versus round.

When asked which is a better shape for fence posts, I always answer "round."

Why? Through years of observation, practical application and assessing lots of installation jobs, I've found that round posts have always been sturdier.

A square post will shear off at ground level faster than a round one. I've also seen square line posts broken off after an animal has run into the post. With a square corner post, you need to trim (actually make into a round shape) the back side of the post to reduce friction as well as reduce abrupt directional change for either rail or strand configurations. When that one corner is trimmed, a portion of the post is exposed that has less preservative on it.

I've also seen square posts start to twist like an old-fashioned barber pole.

So when considering square or round posts, the bottom line is: Go with round.

Note to self – Call Centaur and ask for samples. Remember to also ask about specials. 866/393-3629

## "HOT RAIL" Revolutionizes Electric Fencing for Horses

For years, horsemen have attached a single strand of electric wire on their fencing in order to prevent horses from leaning over and through the fence. This bare wire quick fix for the grass-is-greener-on-the-other-side-of-the-fence problem is not just plain ugly — it's dangerous and it's miserable to install.

Centaur's Hot Rail is an innovative and safe way to electrify a fence and retain the traditional board fence appearance. Hot Rail is available in three colors (black, brown or white) and looks exactly like the other Centaur 5" rail products with one notable exception. One of the three embedded high tensile wires is electrified, eliminating the need for a dangerous, separate hot wire.

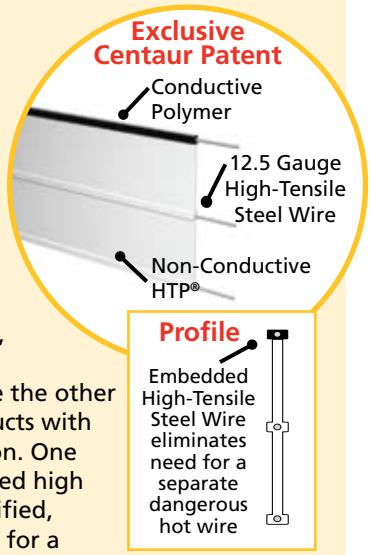


The high tensile wire that delivers the "punch" of electricity is totally embedded in a conductive polymer surrounding the electrified wire. This wire is located on the outer edge of the 5" rail, thus giving the option of positioning your electric wire on the top or bottom of your rail.

**Install the safety of Centaur HTP® flexible horse fencing. Centaur was designed to keep horses safely contained while greatly reducing the chance of a fence-related injury.**

As with all of the low-maintenance Centaur products, there are no splinters, no painting, no rust, and no peeling with Hot Rail. Formulated for strength and durability, Hot Rail is colorfast, stain-resistant and mildew resistant. With the addition of electric properties, Hot Rail is simply the strongest and safest electric rail fence on the market.

Patent # 6,834,846

## Keeping Your Posts Straight

This suggestion for your Brace Assembly will help keep your fence looking good for decades to come.

When building your Brace Assembly, before placing the wood fence post into the ground, drive ten staples halfway into the post in a random fashion around the base. This will give the concrete something to bond to, reducing the chance of the post spinning around when you use "Staple Procedure Terminations"with your Centaur product.

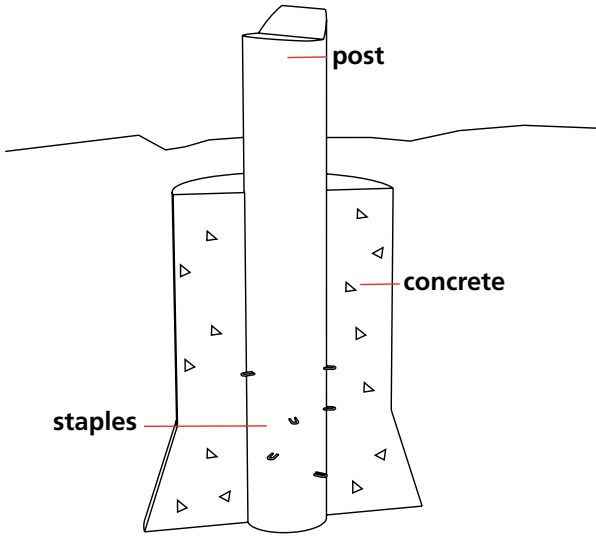


**Reduce the chance of your post spinning by using the Staple Procedure Termination**

## We Don't Mean to Brag . . . (Okay, Maybe Just a Little)

### From Our Valued Centaur Customers

#### Twenty Below Zero No Sweat for Centaur Fence

Our fences have survived two severe winters, with temperatures ranging from –20 to 0 for weeks at a stretch. There has been no fading, stretching, drooping, or mold/discoloration on the fences... We wanted a sturdy fence as our property borders a 55 mph road, which is frequented by logging trucks and other huge vehicles. And since we have a stallion, mares, foals (i.e., not just geldings) good fences help us sleep better at night!
– Washburn, WI

#### Centaur = More Free Time

The best fence product I've ever seen. We have a small farm and a good portion of my time has always been spent maintaining fences. Not anymore.
– Edgewood, NM

Centaur's accessories are the best in the business and make a huge difference in installation and appearance.
– From a fence installer who's been around forever and really knows his trade

#### You Do the Math

We installed 12 miles of Centaur Fencing on our new farm and have spent less than six hours in the past 18 months on maintenance. However, its greatest asset is the safety factor. Horses just do not get hurt when they come into contact with this fence.
– Saratoga County, NY

#### All the Dumb Things Horses Do . . .

The Centaur Fence not only looks good but also offers considerable protection to horses doing all the dumb things horses do.
– Dade City, FL

## Why is Centaur HTP® Superior Fencing?

Specifically designed for horses, Centaur was the first fencing manufacturer to develop a safe, durable, and attractive FLEXIBLE fence. Our proprietary fencing product is a flexible High Tensile Polymer (HTP) material that is a blend of impact modifiers, UV stabilizers, and anti-fungicides. Formulated for strength, durability and appearance under any temperature and climatic conditions, Centaur HTP® fencing material is colorfast, stain resistant and mildew resistant. Centaur HTP® withstands temperature conditions from -40°F to 200°F without fading, becoming brittle or experiencing any kind of polymer breakdown.

Centaur HTP® is mechanically bonded* to a steel wire. Mechanical bonding means that the wire and polymer are joined during manufacture. As the polymer is cooled, it shrinks tightly around the wires. This creates a natural link between wire and polymer, while allowing each to expand and contract in temperature changes without pulling and degrading the polymer.

Each rail is installed in a continuous length, allowing any impact to be absorbed by the entire length of fence. The patented two piece "belt loop" bracketing system allows the fence rail to slip through the bracket, dispersing impact. These special HTP® polymer brackets have steel cores that add strength and durability, and are simply the best design in the industry.



Exclusive Centaur Bracket

The smooth polymer coating has no rough edges to catch on and the flexible design ensures that if an animal pushes or rushes the fence, the fence will give just enough to prevent injury without compromising the perimeter. You can be sure that Centaur fencing will withstand horses "testing" the fence as well as extreme weather conditions for decades to come.

*A mechanically bonded fencing material such as Centaur's high quality products will last much longer than a molecularly bonded fence. A molecular bond occurs when another chemical, a glue, is introduced to fuse the wire and polymer together. When temperature changes occur between the molecularly bonded wire and polymer, the wire will pull and weaken or tear the polymer.

### TIP ▸ Grab That Green Sponge Thingy

Occasionally the dust that settles on your Centaur or CenFlex fence will gather a bit of gunk, and the fence needs cleaning. Luckily, since Centaur is virtually maintenance free, this cleaning may only be necessary every few years. Power washing is certainly an option, or simply put some dishwashing soap (or 409 or other product like that) in a bucket, fill it with water, take one of those little green scrubby sponges from the kitchen, and wipe down the fence rail and then rinse with plain water. Better yet, get your teenager to do it for you!

**A bit overwhelmed with where to start?**
Many answers can be found on our website, including a handy **FENCE CALCULATOR** that will convert acres to feet in a few seconds! We're here to help you with decisions and selections – simply visit the website or give our friendly customer service people a call at 866/393-3629 .

**Go to www.CentaurHorseFence.com**

## Why Choose Centaur HTP® Over Other Fencing?

**Listed below is a comparison chart of fence types and their material differences.**

### Centaur HTP®

- Centaur rail is made from a proprietary cross-linked polymer blend of impact modifiers, UV stabilizers, and anti-fungicides. The polymer is mechanically bonded to the wire creating the highest strength and endurance ratings even under extreme temperature conditions. Polymer linking permits the fence to be flexed over and over without breaking.
- Centaur brackets are a patented, virtually indestructible two-piece "belt-loop" system that allows the rail to slip through, dispersing impact which prevents "buckling" due to upward or downward pressure on the rail. This unique feature greatly extends rail life.
- Tensioners mount unobtrusively on end or line post, preserving the traditional appearance of the fence.
- Centaur rail is made in the USA.

### Look-A-Like Polymers

- "Look-a-Likes" are made from off-the-shelf polymers that will not mechanically bond to wire. Consequently, glue must be used and the tension between the glue and polymer causes the polymer to break down when subjected to changes in temperature.
- Generic one-piece, rust-prone, metal-stamped bracket with no design to prevent racking. This creates wear and tear on the rail.
- Tensioners mount in the middle of a rail run, ruining "estate fence" look.

### Wood

- Naturally prone to warp, rot, splinter, and break. There is no "give" when a horse charges a wood fence. High maintenance and often needs replacement, painting or topical applications.

### Rigid PVC

- Rigid PVC becomes very brittle in cold temperatures.
- Not designed for containment. When PVC shatters it often leaves sharp edges, which can literally slice or impale a horse.

### Tapes or Braids

- Tapes, braids, and ribbons are not designed to be permanent fence solutions! Horses can become entangled and seriously injured.

### Uncoated Wire

- Very dangerous to horses, especially in close confinement! These products were designed to contain cattle. Just ask your veterinarian how many horrible injuries he or she has seen due to wire fence accidents!

**NEXT ISSUE:** Find out the differences in installation and maintenance. Want to know now? Call today at 1-866-393-3629.

## Fencing Do's & Don'ts

### Do's

1. Ground your electric fence properly (use 3-4 grounding rods); 95% of all electric fence problems are due to poor grounding.
2. Paint your fence posts before you install the brackets and rails.
3. Use only Centaur brackets when installing Centaur Fence. Using the high-tech Centaur brackets will make a world of differerence in your installation and the appearance of your fence for years to come.
4. Invest in a Centaur Spinning Jenny for installation ease. Visit www.centaurhtp.com/spinningjenny.
5. Introduce your horse to an electrified fence with the electricity OFF so he won't accidentally get shocked and bolt off with lead rope flying.

### Don'ts

1. Don't put your horse's feed or water trough close to the electric fence, and don't hang buckets on the fence rail. And don't drape the water hose over the electric fence!
2. Don't roll out your Centaur or CenFlex fencing all at once! Only roll out 25' to 30' feet at a time.
3. It may seem obvious to most, but don't roll out your Centaur fencing in the mud!
4. Don't forget to call your utility companies (power and phone) before you starting digging. The national phone number for "call before you dig" is 811 or go online to www.call811.com
5. Don't roll up too much rail in the barrel tensioner. Only roll up about 2 to 3 revolutions worth of fencing, and cut off the excess.

## Hot Rail "Predator Fence" Keeps Horses Safe

**Centaur's Aiken fence configuration includes Hot Rail®, Centaur's innovative rail that combines the patented Centaur HTP® technology with electric fencing properties, and CenFlex® 5" rail.**

Centaur has innovative combinations of safe, attractive, maintenance-free flexible fencing material that will solve every fencing problem imaginable.

Here's a great example: The Predator Fence.

If you've experienced coyotes or even neighborhood dogs crawling under the fence and chasing – even injuring – your horses, here's a great idea.

Choose the handsome Centaur 5" Hot Rail as your bottom rail ("hot" side down). The hot wire on one edge of the Hot Rail is completely embedded in a coated polymer that delivers an electrified zap necessary to prevent predators from crawling under the fence. Imagine that – a handsome rail fence that's electrified! No separate, ugly and dangerous bare hot wire!

Use Hot Rail (available in white, brown, black) as the top rail ("hot" side up) to keep horses from leaning over the fence. Choose the 5" Hot Rail to finish your fence, or complete your Hot Rail design with non-electrified 5" Centaur, 5" CenFlex rail, or PolyPlus strands. Centaur also offers an electrified strand, White Lightning, that's also embedded in polymer.

By using the electrified advantages of Hot Rail, you can best protect your equine friends from the threat of predators.


Centaur®
2802 East Avalon Avenue
Muscle Shoals, AL 35661
ph / 1-866-393-3629
HTP® FENCING SYSTEMS
*The Horse-Friendly Fence®*



Call us at
**866-393-3629**
for your
**FREE FENCE QUOTE**
and receive a
**FREE GIFT!**
of Winnies organic cookies for your horses!



P/N 86792
0208